



Refinish

DuPont™ ChromaBase® Basecoat

Description

ChromaBase® is an easy-to-use, fast-drying basecoat with good fill. It provides high-quality and high-productivity. ChromaBase® is available in both mix and factory package, for spot, panel and overall repairs. Select from a wide choice of solid, metallic and pearl colors, and a multitude of special-effect colors.

General Information



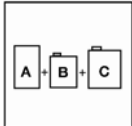
Components

- ChromaBase® - Basecolor "K"
- Basemaker® 7160S™ - Low Temp
- Basemaker® 7175S™ - Mid Temp
- Basemaker® 7185S™ - High Temp
- Basemaker® 7195S™ - Very High Temp
- ChromaPremier® 12305S™ Activator (optional)
- ChromaBase® 7775S™ Activator-Reducer (optional)

	60° F	70° F	80° F	90° F
Spot Repair	Basemaker® 7160S™	Basemaker® 7175S™	Basemaker® 7175S™	Basemaker® 7185S™
Panel Repair	Basemaker® 7160S™	Basemaker® 7175S™	Basemaker® 7185S™	Basemaker® 7185S™
Overall Repair	Basemaker® 7175S™	Basemaker® 7185S™	Basemaker® 7185S™	Basemaker® 7195S™

Tips for Success

- For temperatures above 90°F, use Basemaker® 7195S™ for increased flow and leveling.



Mix Ratio/Viscosity

Mix Ratio (1:1)

Mix 1 part ChromaBase® to 1 part Basemaker®. ChromaBase® Basecoat should be activated with ChromaPremier® 12305S™ Activator for optimum performance and for lifetime warranty. Mix basecoat with Basemaker® at normal 1:1 ratio. Stir thoroughly, then activate: Add 1 ounce of ChromaPremier® 12305S™ Activator to a ready-to-spray quart of ChromaBase®, or add ½ ounce of ChromaPremier® 12305S™ to a ready-to-spray pint of basecoat.

RTS Color	ChromaPremier® 12305S™ Activator or ChromaBase® "4 to 1" 7775S™ Activator-Reducer
1 quart	1 ounce (32 grams)
1 pint	½ ounce (16 grams)
½ pint	¼ ounce (8 grams)

Viscosity

15 - 17 seconds in a Zahn #2 (DuPont M-222) cup.

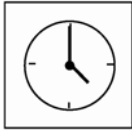
Tips for Success

- Use mixing stick for accurate measurements.
- Use activated basecoat within 2 hours for optimum performance.
- Do not use activated basecoat after the 8-hour pot life.
- Activate only what you intend to spray.




Refinish

DuPont™ ChromaBase® Basecoat



Pot Life

Indefinite (unactivated).
8 hours (activated).



Additives

Accelerator:	Not recommended.
Fish Eye Eliminator:	Not recommended.
Flex Additive:	Not required; See Tips for Success.
Retarder:	Not recommended.

Tips for Success

- *If fish eyes occur, allow the basecoat to dry thoroughly, then apply dry coats of base color to bridge the affected area.*
- *The use of ChromaPremier® 12305S™ Activator in ChromaBase® (1 ounce of ChromaPremier® 12305S™ per RTS quart of basecoat) is required over flexible substrates. No other flex additive is necessary.*
- *Do not add Accelerator to activated basecoat. It will not speed cure and could damage film properties.*

Tinting

Up to 5% with MasterTint® mixing colors that are 6.0 VOC or below.

Clearcoats

ChromaPremier® 72200S™, 72500S™ and 72600S™ Clearcoats
ChromaClear® G2-4500S™, G2-4700S™ and HC-7776S™, 7779S™ Clearcoats
DuPont™ 1780S™ ISO-Free Clearcoat

Flatteners

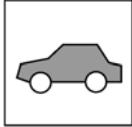
Flattening agents are not recommended to flatten ChromaBase®. Small amounts of DuPont™ 4530S™ Flop Control Agent may be used to adjust color for flake orientation in metallic and pearl colors.



Refinish

DuPont™ ChromaBase® Basecoat

Application



Substrates

DuPont™ 222S™ Mid-Coat Adhesion Promoter
 Plas-Stick® 2340S™ Flexible Adhesion Sealer
 DuPont™ 2510S™/2540S™/2570S™/2580CR™ DTM Epoxy Primer
 ChromaPremier® 32430S™ 2K Premier Primer (alone or with Plas-Stick® 2350S™ Flexible Additive)
 DuPont™ 4004S™ 2K UltraProductive Primer-Filler (alone or with Plas-Stick® 4150S™ Flex-Additive)
 ChromaPremier® 42410S™/42440S™/42470S™ Sealer (alone or with Plas-Stick® 2350S™ Flexible Additive)
 DuPont™ 4904S™ 2K UltraProductive Primer-Filler (alone or with Plas-Stick® 4950S™ Flex-Additive)
 DuPont™ 4910S™/4940S™/4970S™ 2K UltraProductive Primer-Sealer (alone or with Plas-Stick® 4950S™ Flex-Additive)
 DuPont™ ChromaSurfacer® 7704S™ 2K Urethane Primer-Filler (alone or with Plas-Stick® 2350S™ Flexible Additive)
 DuPont™ ChromaSeal® 7710S™/7740S™/7770S™ 2K Urethane ValueShade® Sealer (alone or with Plas-Stick® 2350S™ Flexible Additive)
 DuPont™ A-3130S™ UVA Primer-Surfacer
 Properly sanded OEM finishes

Tips for Success

For information on ValueShade®, see the Specialty Procedures section of the DuPont™ ChromaSystem™ Technical Manual.

Surface Preparation

Prepare all surfaces to be repainted using the recommended undercoat systems, following recommended procedures. Finish sand with P400 DA grit paper or finer (dry or wet).



Gun Setups*

Conventional

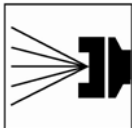
Siphon Feed: 1.4 mm - 1.6 mm (.055" - .063")

Gravity Feed: 1.4 mm - 1.5 mm (.055" - .059")

HVLP

Siphon Feed: 1.4 mm - 1.6 mm (.055" - .063")

Gravity Feed: 1.4 mm - 1.6 mm (.055" - .063")



Air Pressure*

Conventional

Spot/Panel
 Siphon Feed: 30 - 40 psi @ the gun.
 Gravity Feed: 25 - 35 psi @ the gun.

Overall

45 psi @ the gun.
 35 - 45 psi @ the gun.

HVLP

6 - 8 psi @ the gun cap. 7 - 9 psi @ the gun.

*The listed setups cover the usual range for various application equipment. For information on specific manufacturers' equipment, see the Equipment Information section of the DuPont™ ChromaSystem™ Technical Manual.

Application

Apply 2 - 3 medium coats until hiding and color match are achieved.



Refinish

DuPont™ ChromaBase® Basecoat



Flash/Dry Times

Air Dry

Flash between Coats	5 - 10 minutes.
Flash before Clearcoat:	15 - 30 minutes.
Flash before Tape:	30 minutes.
Flash before Two-Toning:	30 minutes.
Maximum Allowable Dry before Clearcoating:	24 hours.

Force Dry

Not recommended.

Blending

Apply 1 coat of DuPont™ 222S™ Mid-Coat Adhesion Promoter over the entire repair area. Apply the first coat of color beyond the primed area. Apply the second coat just beyond the first coat. Apply subsequent coats just beyond the previous coats, staying within the area covered by DuPont™ 222S™. Follow recommended flash times, then apply clearcoat over the entire panel.

Tips for Success

- Tapering out each consecutive coat to melt the new color into the old color.
- For alternate blending techniques, refer to the Specialty Basecoat Blending Procedures in the Specialty Procedures section.
- Use DuPont™ ChromaSystem™ 69301S™ Basecoat Blender for difficult to blend colors, optimal flake control, improved edge wetting and improved melt-in.
- Refer to DuPont™ ChromaSystem™ 69301S™ Basecoat Blender Technical Data Sheet in the Specialty Procedures section of the DuPont™ ChromaSystem™ Technical Manual.

Recoatability/Re-repair

ChromaBase® Basecoat may be recoated with itself within 24 hours.

Sanding

ChromaBase® Basecoat dries to a smooth matte finish and should not be sanded. Nib sanding of small areas to remove dirt must be followed by the application of more color before clearcoating.



Cleanup

Clean spray equipment immediately after use with DuPont Lacquer Thinner.

Physical Properties

VOC: 6.3 lbs/gal ready-to-spray (maximum).
 Recommended Dry Film Thickness: 0.5 - 2.0 mils.



Refinish

DuPont™ ChromaBase® Basecoat

VOC Regulated Areas

These directions refer to the use of products which may be restricted or require special mixing instructions in VOC regulated areas. Follow mixing and usage recommendations in the VOC Compliant Products Chart for your area.

Safety and Handling

For industrial use only by professional, trained painters. Not for sale to or use by the general public. Before using, read and follow all label and MSDS precautions. If mixed with other components, mixture will have hazards of all components.

Ready to use paint materials containing isocyanates can cause irritation of the respiratory organs and hypersensitive reactions. Asthma sufferers, those with allergies and anyone with a history of respiratory complaints must not be asked to work with products containing isocyanates.

Do not sand, flame cut, braze or weld dry coating without a NIOSH approved air purifying respirator with particulate filters or appropriate ventilation, and gloves.



The miracles of science™

H-19317
E-R 2947

01/07